



Ref No.: SRHU/IQAC/2022/15

Dated: 4th November, 2022

Meeting Notice

I am directed to inform all concerned that the 10th Meeting of Internal Quality Assurance Cell (IQAC) of Swami Rama Himalayan University, will be held on 26th November, 2022 i.e. Saturday at 10:00 am in the Conference Hall (Medical College) of the University.

The Hon'ble members of the IQAC are accordingly requested to kindly make it convenient to attend the meeting. The agenda for the meeting shall be circulated shortly.

This bears approval of the competent authority.

Dr. Jayanti Semwal
Coordinator, IQAC



Copy to : Hon'ble Vice Chancellor
: All concerned members of the IQAC



Agenda

Kindly refer to the meeting notice No. SRHU/IQAC/2022/15 dated 4th November, 2022 regarding meeting of the IQAC of Swami Rama Himalayan University, to be held on 26th November, 2022 i.e. Saturday at 10:00 am in the Conference Hall (Medical College) of the University.

The agenda for the meeting shall be as follows:

- Item 10/1:** To confirm the minutes of the last meeting held on 20th August, 2022 (Annexure-1)
- Item 10/2:** Student welfare initiatives
- Item 10/3:** Sustainability of Quality initiatives for teaching & learning processes
- Item 10/4:** Updates on electives in the undergraduate curriculum
- Item 10/5:** Review on Audit reports
- Item 10/6:** Discussion on methods to encourage research among undergraduate /postgraduate students and faculty.
- Item 10/7:** Review of SRHU's proposed plan for NAAC Accreditation
- Item 10/8:** Report on trainings conducted on E-content resources used by Faculty members
- Item 10/9:** Curriculum Feedback analysis for academic year 2021-22
- Item 10/10:** Any other point with the permission of the chair

Dr. Jayanti Semwal
Coordinator, IQAC

Copy to: Hon'ble Vice Chancellor
All concerned members of the IQAC





Minutes of the 10th Meeting of IQAC

The 10th meeting of the Internal Quality Assurance Cell of Swami Rama Himalayan University, was held on 26th November, 2022 i.e. Saturday at 10:00 am in the Conference hall (Medical College) of the University in the presence of following members:

1.	Dr. Vijay Dhasmana, Vice Chancellor	Chairperson
2.	Dr. Vijendra D. Chauhan, Pro Vice Chancellor	Member
3.	Dr. Ashok Deorari, Principal, HIMS	Member
4.	Dr. Sanchita Pugazhendi, Principal, HCN	Member
5.	Dr. Vickram Sahai, Principal, HSMS	Member
6.	Dr. Sanjay Gupta, Principal, HSYS	Member
7.	Dr. Sunil Saini, Chairman - Research committee	Member
8.	Dr. Renu Dhasmana, Professor, HIMS	Member
9.	Dr. Susheela Sharma, Registrar	Member
10.	Mr. Avnish Shalya, Finance Officer	Member
11.	Dr. Vinita Kalra, Officer In charge, Research & Ph.D. Cell	Member
12.	Dr. Deepa Singh, Professor, HIMS	Member
13.	Dr. Taruna Sharma, Professor, HIMS	Member
14.	Dr. Vivek Kumar, Associate Professor, Biosciences	Member
15.	Dr. Som Aditya Juyal, Associate Professor, HSMS	Member
16.	Mrs. Grace Madonna Singh, Associate Professor, HCN	Member
17.	Dr. Somlata Jha, Assistant Professor, Yoga Science & Holistic Health	Member
18.	Dr. Archana Prakash, Controller of Examinations	Member
19.	Mr. Yogendra Singh, University Librarian	Member
20.	Mr. R.P.S. Rawat, DGM	Member

21.	Mr. Girish Uniyal, Head (E&M)	Member
22.	Mr. Vinay Chaturvedi, Dy. Registrar	Member
23.	Dr. Rajeev Bijalwan, RDI	Member
24.	Dr. Atul Aggarwal, Professor, HIMS	Member
25.	Dr. Alok Saklani, Professor Emeritus	Member
26.	Dr. Juhi Kalra, Professor	Special Invitee
27.	Dr. Ruchi Juyal, Professor, HIMS	Special Invitee
28.	Dr. Jayanti Semwal, Professor, HIMS	Coordinator

The following members were granted leave of absence as they could not attend the meeting:

1.	Dr. R. C. Ramola, Principal, HSST	Member
2.	Dr. S.L. Jethani, Chief Medical Superintendent, Himalayan Hospital	Member
3.	Dr. Anuradha Kusum, Professor, HIMS	Member
4.	Mr. Manu Kochar, Madhuban Hotel	Member
5.	Ms. Satakshi Chaudhary (MBBS - 2019 Batch)	Member
6.	Mr. Arpan Gaur (B.Sc. Nursing - 2019 Batch)	Member

Meeting started with a prayer. The chairperson welcomed the members of the newly constituted Internal Quality Assurance Cell (IQAC).

Item 10/1: To confirm the minutes of the last meeting held on 20th August, 2022.
(Annexure-1)

As proposed by Dr Vinita Kalra, and seconded by Prof Alok Saklani, the minutes of the last meeting were confirmed.

Item 10/2: Student welfare initiatives

Dr Vinit Mehrotra informed the house that student support was provided to students with regular events relating to sports & culture/ literary, organised

J Semwal



[Signature]

in the campus. They are also encouraged to participate in events in other academic institutions outside the campus. Members said that the University should continue such activities.

Item 10/3: Sustainability of Quality initiatives for teaching & learning processes.

Dr. Alok Saklani brought up the issue of sustaining quality initiatives for teaching & learning processes. He further mentioned that in order to sustain the quality culture, more workshops, webinar/ sessions on Quality should regularly be organized across the academic units both among faculty members and students, besides staff- as relevant to them.

Item 10/4: Updates on electives in the undergraduate curriculum

Dr. Taruna Sharma informed about providing opportunities to medical students to take additional short term elective courses in basic sciences, para-clinical sciences, laboratory sciences, clinical sciences, community based research during the MBBS program as per the requirement of the NMC.

The elective subject will be opted by the students from the list of electives available in the institute, it is mandatory for the students to keep a record of all the activities related to the subject.


For its conceptualization, the University has organized various meetings and workshops for the students. **(Annexure -2)**

Item 10/5: Review on Audit reports

Prof. Vijendra Chauhan appreciated the cooperation of all departments and personnel in following the established procedures for quality audit. He said that by following these established procedures for quality audit we can ensure the quality and efficiency of our services, especially within the engineering department, campus infrastructure & environment issues, food services, hospital facilities, transportation etc.

Item 10/6: Discussion on methods to encourage research among undergraduate /postgraduate students and faculty.

It was informed by the Dean Research that to inculcate research attitude among students and teachers, the University organizes various workshops



and seminars from time to time. In addition to that, the University provides funds to the faculty members for participating in the national and International conferences/seminars and present their research in the form of Research papers, poster and presentations. The University also provides seed money for intra-mural research projects. Under-graduates should be encouraged to apply for STS Research projects funded by ICMR. The principals of the constituent academic units are advised to encourage their faculty members to apply for extra mural research projects available from Government/Non-Government or other agencies.

Item 10/7: Review of SRHU's proposed plan for NAAC Accreditation

The proposed plan for NAAC was to submit the SSR report within year 2022, but due to the unexpected Covid pandemic the university could not reach the targets hence now the university has decided that to fill the SSR by the end of 2023.

Item 10/8: Report on trainings conducted on e-content resources used by Faculty members

Dr. Deepa told the members that training on Google classes had already started in the year 2020 and now we are focusing on increasing the e-content of the MOOC-platform in the lectures.

Training is underway and all faculty members will be trained once again.

Item 10/9: Curriculum Feedback analysis for academic year 2021-22

Dr. Juhi Kalra, Criterion 1 leader presented the curriculum feedback analysis report for the academic year 2021-22 as annexed as **Annexure-3**.

Item 10/10: Any other point with the permission of the chair



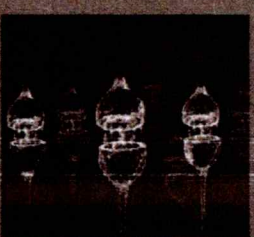
No other point came-up for discussion and the meeting concluded with Vote of Thanks to the Chair.

Dr. Jayanti Semwal
Coordinator (IQAC)



Dr. Vijay Dhasmana
Vice Chancellor
(Chairperson IQAC)

SNo.	Topic	Learning Objectives
1	Morphometry of Bony Pelvis & Foetal Skull	<ul style="list-style-type: none"> Functional anatomy of Pelvis Sex determination in males and females Obstetrical pelvic types ,diameters & measurements Foetal skull measurements Anatomical basis of related diseases & parturition
2	Morphometry of Temporal bone	<ul style="list-style-type: none"> Morphological and morphometric anatomy of human temporal bone Anatomical basis of clinical conditions related to temporal bone
3	Cross Sectional Anatomy	<ul style="list-style-type: none"> Role of CT&MRI in radiodiagnosis Identify the cross-sections at levels of the body (T8, T10 and L1 & important levels of Abdomen & Pelvis Diagnostic relevance of cross sectional anatomy
4	Embalming, Body Donation & Organ Donation	<ul style="list-style-type: none"> Basic procedures involved in Embalming & body preservation Concepts of body donation & organ donation Professional development through cadaver
5	Molecular diagnostic methods	<ul style="list-style-type: none"> Concept of molecular diagnostic tests in microbiology Learn the Procedure of various tests. Interpret & correlate the test results of molecular diagnostic tests with clinical diseases.
6	Conventional and Automated techniques	<ul style="list-style-type: none"> Types of techniques used in Microbiology laboratory. Conventional Vs automated methods in Microbiology. Interpreting the test results, troubleshooting borderline cases Perform basic, simple tests in Microbiology laboratory
7	Infection Control Practices in Health Care Settings	<ul style="list-style-type: none"> Basics of infection control practices in health care settings. Standard and additional transmission-based precaution. Healthcare associated Infection and their Surveillance. Infection Control in Special Situation.
8	Advanced TB Diagnostics	<ul style="list-style-type: none"> Principle of WHO endorsed TB Diagnostic modalities. Possible scenarios and scope of TB Diagnostics Perform and interpret the conventional TB tests Perform under supervision the Molecular Detection and drug sensitivity of <i>Mycobacterium tuberculosis</i>
9	ECG interpretation: A Diagnostic approach	<ul style="list-style-type: none"> Morphology & duration of different waves in a normal ECG Recording of ECG in a normal healthy volunteer. Systematically interpret ECG changes in clinical context [myocardial ischaemia, arrhythmias, conduction defect, hypertrophy and electrolyte disturbances]
10	Electro-diagnostic Nerve conduction studies	<ul style="list-style-type: none"> Nerve conduction studies in clinical practice. Demonstrate & Perform recording of sensory and Motor nerve conduction velocity in a normal healthy volunteer.
11	Assessment of Physical fitness	<ul style="list-style-type: none"> Enumerate & differentiate types of exercise and training. Methods of Assessment of physical fitness Physiological changes during acute exercise and long-term training on different systems of the human body. Perform Harvard step test and 6-minute walk test.
12	Biopotentials in Biofeedback	<ul style="list-style-type: none"> Basics of Biopotentials & Biofeedback Clinical & Therapeutic use of the biofeedback Measuring mental, physical and emotional stress using Physiological parameters Perform Heart rate variability for autonomic imbalance




[Handwritten signature]



Medical Electives Block I

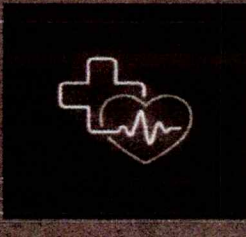
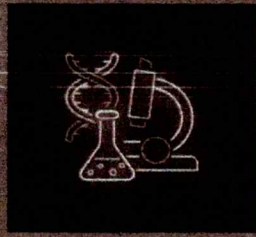
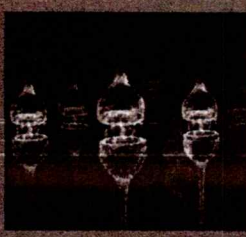

SNo.	Topic	Learning Objectives
13	Post Mortem Specimen of Heart	<ul style="list-style-type: none"> Dissect preserved specimen of heart for medicolegal purpose and preserve relevant tissue for histopathology. Recognize and document cardiac abnormalities in a preserved heart specimen. Interpret histopathology report and prepare a final report. Prepare documents for dispatch to legal authorities
14	Locally available plant poisons	<ul style="list-style-type: none"> Enumerate locally available plant poisons Signs, Symptoms, treatment, post-mortem findings, Treatment of Plant Poisons and medicolegal aspects
15	Snakebite	<ul style="list-style-type: none"> Identify the venomous snakes of the region. Signs and symptoms of snakebite. Treatment of snakebite in hospital setting. Legal aspects of snakebite.
16	Semen analysis in male infertility	<ul style="list-style-type: none"> Spermatozoa & causes of male infertility Correct collection and processing of semen samples Reversible factors causing oligozoospermia Analysis as a part of In vitro fertilization(IVF) and intrauterine insemination(IUI)
17	Immunohistochemistry in metastatic work up	<ul style="list-style-type: none"> Malignant tumours & process of metastasis Finding the primary site of undifferentiated metastatic malignancies Immunohistochemistry in diagnosis of such tumours
18	Quality control in pathology laboratories	<ul style="list-style-type: none"> sampling techniques in pathology laboratories Process of requisition, sampling, analysing and reporting of tests Precision & accuracy of patient sample results Internal quality control and external quality assurance for standardization of lab results
19	Apheresis in Transfusion Medicine	<ul style="list-style-type: none"> Selection criteria of apheresis in blood donor Process of requisition, donor acceptance ,selection of appropriate vein before Phlebotomy Hands on : Blood sampling prior to harvest & procedure of harvest using cell separator Participate in checking quality control of product & labelling before issue
20	Immunoematology [IH] practices {Types and Screen}	<ul style="list-style-type: none"> Process of blood requestion , indications and blood sample acceptance criteria Facets of IH practices Including typing ,coombs screening [T7S] ,work up of patients with complex immune serological problems Hands on training in major & minor cross matching Participate in quality control and Performed within the IH laboratory
21	Pharmacovigilance	<ul style="list-style-type: none"> Drug Regulation & Marketing Pharmacovigilance:, Post marketing surveillance causality assessment , PvPI Principles of Adverse drug reactions(ADRs): Definition, data search , types , frequency , severity, seriousness & risk factors Reporting an adverse Events(AE) in hospitals /reporting in clinical trials Perform causality assessment Online submission of data to PvPI



Medical Electives Block I

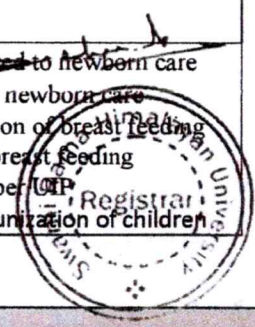

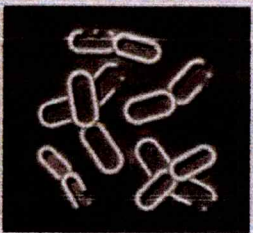
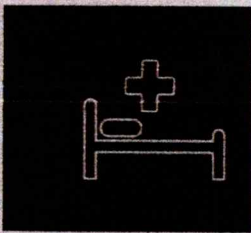
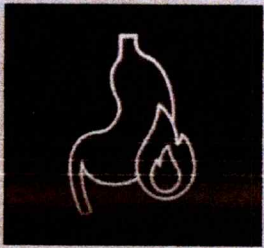
SNo.	Topic	Learning Objectives
22	Antimicrobial stewardship Programme	<ul style="list-style-type: none"> Rationale use of antimicrobials to Improve patient outcomes. Reduce adverse drug events and antimicrobial administration errors & hospital cost Method to Reduce the antimicrobial-resistance
23	Therapeutic audit & good prescribing practices	<ul style="list-style-type: none"> Context based learning of good prescribing and importance of therapeutic auditing in improving healthcare Hands on experience regarding good prescribing habits & effective clinical audit
24	Clinical profile - Liver and Renal function tests	<ul style="list-style-type: none"> Organ function tests Biochemical basis of Jaundice Liver function tests Renal Function tests including GFR
25	Clinical profile - Thyroid profile	<ul style="list-style-type: none"> Clinical aspect of Thyroid function tests Biochemical basis of Euthyroid ,hypo. And Hyper thyroid Methods of estimation of Thyroid hormones
26	Protein separation techniques	<ul style="list-style-type: none"> Techniques of protein separation Electrophoresis & clinical application Chromatography ,Centrifugation Hands on the separation some techniques
27	Clinical profile – Infertility profile	<ul style="list-style-type: none"> Hormonal causes of Infertility Common hormones tested in infertility Clinical correlation of Aberrant values Methods & Limitations of assessment
28	Diabetic -Profile	<ul style="list-style-type: none"> Tests for diabetic profile Biochemical basis of diabetes Interpretation of abnormal values Perform test for sugar and ketone bodies in urine

[Handwritten Signature]



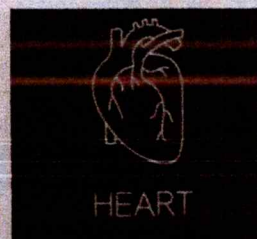
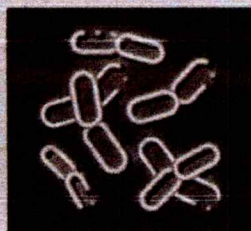
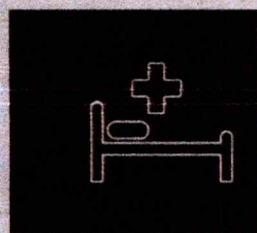
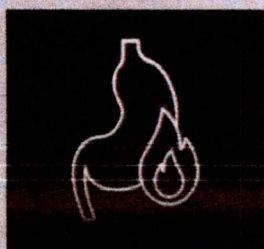


Medical Electives Block II

SNo.	Title	Learning Objectives
1	Learning disability	<ul style="list-style-type: none"> Evaluation and assessment of children having difficult in reading, writing mathematical skills Treatment and certification of learning disability guidance and counselling of parents with children of learning disability
2	Brain stimulation techniques	<ul style="list-style-type: none"> To understand the ways of different brain stimulation methods To understand the neurophysiology to BST applied on brain To understand the working mechanism of BST
3	Psychotherapies in a clinical practice	<ul style="list-style-type: none"> To understand principle of various brief psychotherapies in clinical practice Perform psychotherapy on a given patient under supervision
4	Psychiatry Rating scales	<ul style="list-style-type: none"> Application of different psychiatric rating scales under supervision of a preceptor
5	Clinical Pulmonology	<ul style="list-style-type: none"> Applied anatomy and physiology of respiratory system Differential diagnosis of the respiratory disease Perform clinical examination of respiratory system and correlate it with history Generate management plan based on history and examination Read and interpret chest xrays Counsel the patient for prognosis of the disease and rehabilitation plan.
6	Assessment of hypoxia and hypercarbia	<ul style="list-style-type: none"> The types of test to assess hypoxia and hypercarbia Causes of hypoxia and hypercarbia Demonstrate the working of pulse oximeter, ABG sampling, 6 minute walk test Record and see the validity of changes observed during test correlation of interpretation with the patient and radiological(chest xray)
7	Clinical Nutrition for a Resource-Strained Setting	<ul style="list-style-type: none"> Perform nutritional assessment in selective chronic diseases of public health importance. Design disease specific dietary prescription. Educate patients on locally available and affordable food resources. Promote primary prevention via lifestyle modification.
8	Public Health disease surveillance	<ul style="list-style-type: none"> Understanding epidemiological surveillance system Analyse different types of surveillance Apply basic steps of surveillance & data collection Do analysis and disseminate surveillance data
9	Essential Obstetric care	<ul style="list-style-type: none"> Evaluation of Ante-natal case in various stages of pregnancy. Recognize obstetrical risk factors and appropriate referral of the high risk Ante-natal case. Provide appropriate pregnancy related education. Recognize the stages of labor. Assist normal vaginal delivery/forceps/vacuum/Caesarean deliveries.
10	Essential newborn care and immunization of under five children	<ul style="list-style-type: none"> Know optimal hospital policies related to newborn care Understand components of essential newborn care Apply practices in successful initiation of breast feeding & sensitizing mother for exclusive breast feeding Know Immunization of children as per UIP Counselling of patients for full immunization of children



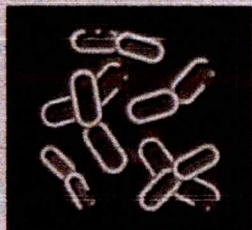

Medical Electives Block II

SNo.	Title	Objectives
11	Integrative care of type-2 Diabetic patient in OPD & IPD	<ul style="list-style-type: none"> • Provide care for patients with diabetes in a supervised environment. • To function effectively as a team member in a multidisciplinary team managing diabetes. • To counsel patients about diabetes care • To describe the pathophysiological clinical correlates as they apply to care of patients with diabetes.
12	Medical Oncology and Haematology	<ul style="list-style-type: none"> • Case recording of patient of Solid tumour and Leukaemia. • Know indication and plan basic investigations for such patients. • Interpret basic test reports such as Hemogram, Blood picture, X Rays, Ultrasonography and plan next level investigations eg Bone marrow testing or CT scans. • Know basic management plan for associated abnormalities eg Hypercalcemia, Hyperuricemia, Pain management, management of bleeding and infections in patients with malignancies.
13	Overview of Renal replacement Therapy	<ul style="list-style-type: none"> • Discuss the modalities of RRT, their advantages & disadvantages & their absolute & relative indications • Know complications and management during haemodialysis. • Discuss the advantages & disadvantages of dialysis accesses. • Discuss the vascular anatomy relevant to dialysis vascular access.
14	Diagnostic Modalities for Cardiac Diseases.	<ul style="list-style-type: none"> • Take proper history related to cardiac illness. • Perform clinical evaluation of cardiovascular system. • Formulate a diagnostic algorithm for cardiac disease in question. • Review and interpret Basic cardiac investigations like ECG/ECHO/TMT/ Holter • Understand the basic principles of advance cardiac investigations like Cardiac CT/ MRI/PET/SPECT/ CAG, Cardiac catheterization. • Should be able to reach a working diagnosis based on clinical and laboratory diagnostic procedures.
15	Knowledge of Basic aspects of Chronic Liver Diseases (CLD)	<ul style="list-style-type: none"> • Gain proficiency in performing a detailed GI related history and physical examination. • Develop an approach to the diagnostic workup and management Chronic Liver Disease • Develop expertise in synthesis of clinical data to formulate problem lists and differential diagnoses for complications of Chronic liver Disease. • Understand the risks and indications for upper and lower GI endoscopy in patients of CLD. • Understand clinically relevant GI physiology and pathophysiology associated with disease processes.
16	Overview of Critical Care Medicine	<ul style="list-style-type: none"> • Discuss the applied anatomy of airway and respiratory physiology. • Discuss the criteria of ICU admission and discharge from ICU. • Elaborate on Primary Survey and Secondary Survey. • Discuss indications of NIV, ventilation and intubation. • Discuss basic modes of ventilation • Discuss read and interpret ABG, shock and its types • Discuss various bundle care e.g. sepsis bundle.




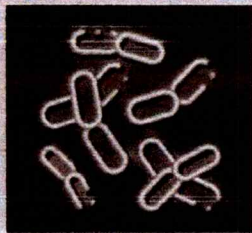
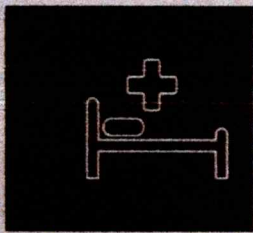
Medical Electives Block II

SNo.	Title	Objectives
17	Applied Science of Vaccinology	<ul style="list-style-type: none"> Know how to function as a member of vaccination team and assist in immunization. Know about details of various vaccines and their storage. Know about cold chain. Know how to administer various vaccines. Counsel parents regarding importance of vaccination.
18	Applied science of Growth & Development	<ul style="list-style-type: none"> Know normal development of a child Identify and asses a child for developmental delay Perform, document (on a growth chart) and interpret Anthropometric measurements. Identify the common causes of growth & developmental delay. Counsel the attendant of a child with developmental delay.
19	Clinical exposure to Paediatric critical care (PICU)	<ul style="list-style-type: none"> Recognize a sick child. Recognize respiratory and cardiovascular emergencies, and start their initial management. Recognize various types of shock and start their initial management. Perform basic ICU procedures e.g. I V cannulation, nasogastric tube insertion, urinary catheterization etc. Know how to counsel the parents about health condition of their child. Know how to break the bad news to the parents. Work as team member for performing CPR.
20	Clinical exposure to Paediatric Neurology	<ul style="list-style-type: none"> Discuss the applied anatomy of brain and spine Identify common neurological problems and their management in paediatric age group. Discuss the differences between seizures and pseudo seizures. Outline the management of a child having seizures (including febrile seizures) Discuss the indication/ contraindication & method of doing Lumber puncture. Review CSF analysis. Know basics of EEG, EMG & NCV Classify EEG waveform by the frequency. Identify drug and dosage of common anticonvulsants. Review radiological studies of MRI/CT scan of brain.
21	Visual fields	<ul style="list-style-type: none"> To enumerate the indications of visual fields To enumerate the various methods of visual field testing To enumerate the different parameters in visual field chart. To observe and demonstrate the recording of visual fields in a normal healthy volunteer. To describe the visual field defects seen in patients of glaucoma and neurological diseases.




Medical Electives Block II

SNo.	Title	Objectives
22	Investigative procedures in Retinal diseases	<ul style="list-style-type: none"> To enumerate the common investigative procedures used in diagnosis of retinal diseases. To enumerate the common indications of Optical coherence tomography (OCT) and Fundus fluorescein angiography (FFA). To observe and demonstrate the recording of OCT in normal healthy volunteer. To observe and demonstrate the steps to perform FFA, its complications and their management
23	Contact lens trial and fitting	<ul style="list-style-type: none"> To enumerate different types of contact lens and their indications To describe different parameters of contact lens (keratometry, base curve) To observe and record the best corrected visual acuity after contact lens trial. To observe contact lens fitting To record steps in contact lens fitting on torch light/ slit lamp examination.
24	Orthoptics evaluation	<ul style="list-style-type: none"> To enumerate various tests for orthoptics evaluation. To enumerate the various anomalies of accommodation To observe and record the findings of orthoptics work up and make an interpretation. To demonstrate the orthoptics work up on normal healthy volunteer.
25	Eye banking and corneal blindness	<ul style="list-style-type: none"> To enumerate the causes of corneal blindness. To enumerate the methods of corneal preservation. To observe and assist the supervisor in eye donation calls and eye bank functioning. To perform history taking and examination in patients of corneal blindness To observe and counsel the patients for keratoplasty and eye donation.
26	Community outreach of Ophthalmology	<ul style="list-style-type: none"> To enumerate the various diseases covered under community ophthalmology. To perform visual acuity in the patients in the camp setting. To observe and assist in refraction in community To observe and assist in cataract screening in the camps. To observe and assist in preoperative workup of cataract patients in camp setting.
27	Leprosy	<ul style="list-style-type: none"> Describe and explain the aetio-pathogenesis of leprosy Work-up a suspected case of leprosy including sensory-motor and neurological examination Perform and report a slit skin smear for Mycobacterium leprae. Categorize patient into appropriate category according to WHO and Ridley Jopling classification. Identify leprosy reactions Institute appropriate MDT and treat Leprosy reactions to limit disability. Counsel the patient regarding treatment adherence and disability limitation Know the rehabilitation goals in Leprosy patients

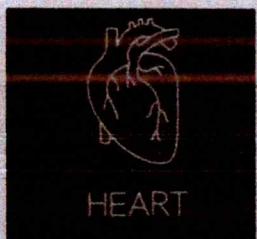
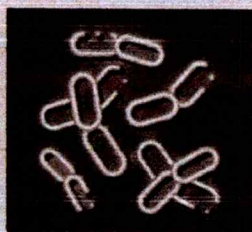
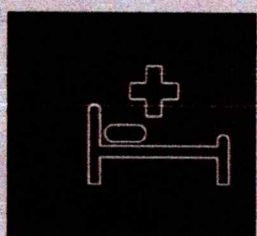


Medical Electives Block II

SNo.	Title	Objectives
28	Lasers in dermatology	<ul style="list-style-type: none"> Describe and explain the fundamental concepts in laser physics. Explain the clinical applications of lasers in dermatology Compare the function and properties of common lasers including the ones used for hair reduction, scar revision, pigmentation and skin rejuvenation. Screen a patient for potential contraindications. Counsel the patient regarding pre and post-treatment precautions.
30	Syndromic management of STI and counseling of STI/ HIV patients.	<ul style="list-style-type: none"> Know to take history and do proper clinical examination towards identification of STI and HIV infection. 2. Know well the STI treatment kits colour codes and explain to the patients their use. 3. Be able to identify various clinical syndromes of STI/RTI & their causes. 4. Able to counsel the patients about investigation, treatment, partner management, contact and preventive aspect of STI and HIV infection tracing. 5. Know the basics of antiretroviral therapy (ART).
31	Dermatology	<ul style="list-style-type: none"> Describe and explain the basics of cutaneous surgery. Perform the basic minor-OT procedures such as electrocautery, skin biopsy, different suturing techniques and cutaneous anesthesia. Perform different types of skin biopsies such as shave biopsy, punch biopsy, incisional biopsy, excisional biopsy. Perform under supervision/ assist other cutaneous surgeries such as cyst excision, benign skin tumor excision, nail surgeries, ear lobe repair. Perform under supervision/ assist acne scar procedures such as microneedling, subcision, punch grafting, chemical reconstruction of scars. Perform under supervision/ assist microneedling and PRP in AGA. Learn about post-procedure care and management.
32	Bariatric & Metabolic Surgery	<ul style="list-style-type: none"> Obesity & Complications of obesity Medical and Surgical management of obesity Concept of metabolic surgery Eligibility and ASMBS/IFSO guidelines Multidisciplinary assessment Common operations and how they work How to assess and treat perioperative complications Follow-up, nutritional supplements & biochemical monitoring

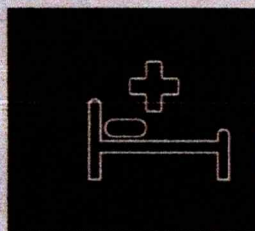


[Handwritten Signature]




Medical Electives Block II

SNo.	Title	Objectives
33	Approach to Common Gastrointestinal Surgical Emergencies	<ul style="list-style-type: none"> • Identify symptoms & signs of Common GI surgeries • Observe & assist in primary management of patients of non-traumatic GI surgical emergencies • Observe & assist in basic procedures including Blood sampling cannulation, Catherization ,Ryle tube insertion • Workup of the patients requiring emergency GI surgery, Participate in preoperative preparation and resuscitation in patients requiring emergency surgeries • Basics imaging in Emergency • Observe & assist in Gastrointestinal anastomosis & common surgeries in operation theatres
34	Basics of Liver Surgery	<ul style="list-style-type: none"> • Surgical segmental anatomy of the liver • Diseases of the liver that require surgical intervention • Observe & assist in preoperative patient selection and work up of patients requiring Hepatobiliary surgery • Learn to interpret the basic CT imaging of Hepatobiliary system • Live and deceased donor transplants • Observe complex hepato-biliary surgeries • Observe and assist in Cholecystectomies (Laparoscopic & Open) & Gastrointestinal Anastomosis • Field trip to observe Da vinci Robotic system
35	Cardiac Surgery and Intensive Cardiac care	<ul style="list-style-type: none"> • To learn evaluation and workup of patients for cardiac surgery. • To understand basics of cardiac surgery and cardiopulmonary bypass. • To learn fundamentals of post cardiac surgery management in ICU and ward.
36	Breast Cancer: Triple Assessment	<ul style="list-style-type: none"> • Discuss the various clinical features and appropriate method of clinical examination of breast lumps • Observe and perform the axillary examination in breast lump patients • Basics of radiological reports in breast lumps • Observe mammography and ultrasound of the breast • Observe and assist FNAC/ TruCut biopsy of breast lumps • Participate in counselling of breast cancer patients • Observe the interdisciplinary management of breast cancer patient

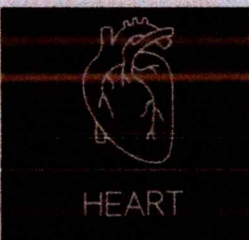
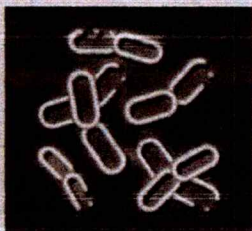
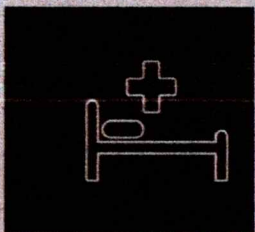

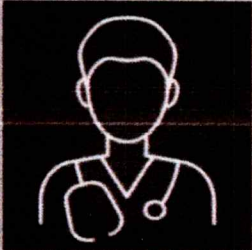


[Handwritten signature]



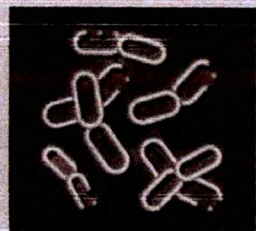
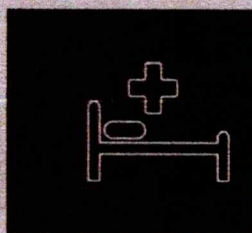
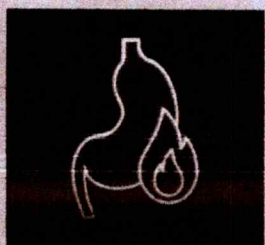

Medical Electives Block II

SNo.	Title	Objectives
37	Diabetic foot	<ul style="list-style-type: none"> • Discuss the applied anatomy of foot. • Discuss the neurological and metabolic disorders in Diabetes Mellitus those lead to Diabetic foot • Evaluate the extent and severity of diabetic foot clinically • Observe the debridement and dressings of diabetic foot • Observe and discuss different lower limb amputations for diabetic foot • Understand the basic principles management of Diabetes mellitus • Educate diabetic patients about foot care • Rehabilitation of Diabetic foot patients
38	Trauma	<ul style="list-style-type: none"> • Discuss the various modes and mechanism of trauma • Observe and discuss the appropriate method of transport in trauma patients • Discuss the use of Triage • Observe the primary survey of trauma patients • Observe and first aid and management of cABCDE in trauma • Discuss the adjuncts to primary survey • Observe the basics of imaging in trauma (esp. FAST and X-Ray) • Observe the secondary survey of a trauma patient • Observe the interdisciplinary management of polytrauma patient
39	Basic techniques for tissue sampling (biopsy)	<ul style="list-style-type: none"> • To be aware of various tissue sampling techniques and their indications • 2. To be able to explain patients about the biopsy procedures. • 3. To know the difference between cytology and histopathology • 4. To demonstrate the ability to do an FNAC, core biopsy and paracentesis •
40	Surgical conditions in New-born & Infant: Nuances for the Novice	<ul style="list-style-type: none"> • To identify various surgical conditions in the newborn and infants. • 2. To understand the surgical pathology in these babies. • 3. To outline the management plan in these patients.
41	Intravenous Cannulation in Adults	<ul style="list-style-type: none"> • Use of intravenous cannula in clinical setting. • Types of cannula & sites of cannulation • Applying, Securing & safety management of the intravenous cannulation site. • Recognise potential complications & Take appropriate action to reduce the risk of complications. • Safe removal of an intravenous cannula.





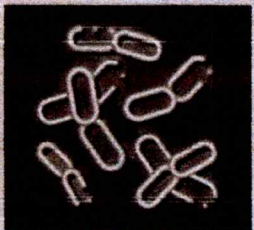
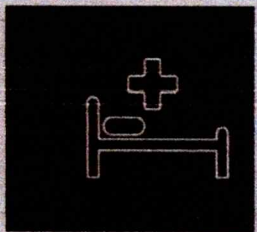
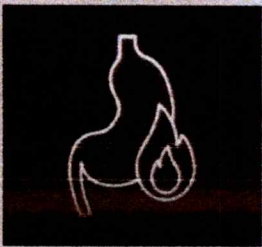
Medical Electives Block II

SNo.	Title	Objectives
42	Fluid therapy in the perioperative period	<ul style="list-style-type: none"> Describe various fluid compartments and their normal physiological homeostasis. Enumerate different types of intravenous fluids & their composition Describe the assessment of intravascular volume and calculation of fluid deficit in different clinical scenarios. Describe the Assessment of fluid responsiveness. Discuss the Recent advances in fluid management .
43	Airway	<ul style="list-style-type: none"> Functional anatomy of airways Adult & Paediatric airways Preoperative assessment of airways Indices for evaluation of difficult airways Operating room preparation & instruments used in airway management
44	Cardiopulmonary Resuscitation in Adults	<ul style="list-style-type: none"> Describe the importance of high quality CPR and its impact on survival. Recognize the signs of someone needing CPR Describe all the steps of the Chain of Survival Describe the importance of early and appropriate use of automated external defibrillator (AED) Provide effective ventilations Describe the importance of team in multirescuer resuscitation Describe the technique for relief of foreign body airway obstruction for an adult
45	Pain management	<ul style="list-style-type: none"> Functional aspect of visceral and neuropathic pain Pain assessment , Pain management drugs & their pharmacology including nerve blocks Acute & Chronic pain services Ability to assess, manage and monitor acute surgical and non-surgical pain and side effects of medication Demonstrate appropriate and safe drug prescribing & use of equipment to manage pain Ability to manage severe unrelieved acute pain and distress in a timely, safe and effective manner Importance of regular on-going monitoring of pain management/follow up Demonstrate the ability to communicate effectively with patients, relatives and caregivers including advantages, disadvantages and side effects of pain management
46	Post-operative care	<ul style="list-style-type: none"> Organisation & requirements of safe post-operative care in ASA1 &ASA2 Patient monitoring in post-operative care Identify & manage complication in post-operative care Discharge criteria of post operative patients
47	Basics of spinal anaesthesia	<ul style="list-style-type: none"> Principles of subarachnoid block Prepare patient & OT for subarachnoid block Positions & techniques of performing block Immediate & delayed complications



Medical Electives Block II

SNo.	Title	Objectives
48	Arthroplasty	<ul style="list-style-type: none"> • Applied anatomy and biomechanics of hip and knee joints. • Indication and contraindication of joint replacement surgery. This includes fundamental knowledge of joint pathology (hip and knee), injuries to the hips & knee joint. • Evaluate the hip and knee joints pathology of patients and formulate a treatment plan.
49	Sports Medicine	<ul style="list-style-type: none"> • Functional Anatomy of Orthopaedic sports-related injuries. [injuries to the shoulder, elbow and hand; and injuries to the hips, knee and foot/ankle] • Evaluate injured patients & formulate treatment plan • Review related radiologic studies such as X-Ray, MRI and CT scans of the Musculo-skeletal system • Non-operative management of sports-related injuries in relation to prescription of appropriate physical therapy and athletic training services • Discuss the fundamentals of surgical management of common sports related injuries to the shoulder, knee, elbow, hand, foot and ankle.
50	Trauma in Orthopaedics	<ul style="list-style-type: none"> • Obtain accurate histories and performing appropriate clinical examination Musculoskeletal injuries. • Perform procedures appropriate for the diagnosis and management of musculoskeletal injuries. • Understand various operative and non-operative treatments which are available to patients with orthopaedic trauma. • Explain to patient and his care takers about pros and cons of such treatment. • Assist in pre-operative, peri-operative and post-operative management and care of Orthopaedic trauma patients.
51	Emergency Obstetrics care (EMOC)	<ul style="list-style-type: none"> • Knowledge and skill for basic emergency obstetrics care under supervision • Emphasis on rapid assessment and decision making on clinical examination • Train participants to work as team member to provide EMOC
52	Gynaecological Endocrinology	<ul style="list-style-type: none"> • Thorough understanding of endocrine glands and their disorders in clinical gynaecology • Emphasis on diagnosis and treatment of gynaecological endocrine disorders like amenorrhea dysmenorrhea, infertility menorrhagia, PCOS, hirsutism, menopause and disorders related to sexual maturation
53	Gynaecological oncology	<ul style="list-style-type: none"> • Introduction to premalignant lesions of gynaecological cancer • Diagnostic workup and management protocol for suspected gynaecological cancer (Vulval/vagina/cervix/ovary/endometrium) • Introduction to preventive oncology with emphasis on cervical cancer screening and prevention / vaccination • Sympathetic counselling of patient and attendants regarding treatment, outcome and follow-up
54	Reproductive medicine	<ul style="list-style-type: none"> • Familiarization with various causes of infertility • Clinical approach to investigations of infertile couple • To learn diagnostic protocol for in-depth evaluation of infertile couple • Introduction to ovulation induction and monitoring • Introduction to ART (IUI, IVF, ICSI, GIFT, ZIFT)



Feedback and Action Taken Report

2021-22

S. No.	Feedback	Action Taken
Students		
1.	Academic units should organize more no. of seminars and workshops/hands on training to improve the knowledge & skills of students	Seminars and Workshops/ hands on training are now a part of regular process. Students are encouraged to attend more and more workshops and seminars for better networking, recent updates, employment and research opportunities in medical, nursing, management, engineering and other academic units.
2.	Program curriculum should focus on enhancing the competencies of employability or entrepreneurship.	VAC course on topics of recent advancements, essential skills, artificial intelligence, cyber security, yoga and personality development, IPR, good mental wellbeing is implemented.
3.	Program curriculum should focus on enhancing skill-based knowledge using simulation models for hands on training like CPR/BLS/ACLS/basic and advanced clinical procedures.	Skill lab has been developed for UG/PG skill Training and hands on experience for medical, nursing, paramedical and other students. Bioinformatics and Omics lab has been constructed and functionalized for enhancing UG/PG skill levels of biosciences students.
4.	Program should focus on preparing for nursing competitive exams with inclusion of MCQs	MCQs included in the curriculum and assessment of B.Sc. Nursing program.
5.	E-resources for PGs and UGs must be available in the library (national and international journals)	Enrichment of E-library and access to all students and faculty members through Integrated Library Management System (I-LMS). Subscription to many journals have been initiated for the same.
6.	During the course program students should be trained for paper presentation and poster presentation.	PG students are given training for case presentations, journal club, paper and poster presentations and they are encouraged to attend conferences, seminars and workshops and present papers.
Teachers		
1.	Curriculum should be revised periodically to be updated as per recent advances	Regular revision of curriculum as per NMC guidelines is been conducted in UG and PG medical programs. The curriculum was revised for several academic Units, keeping in mind Global, national, regional and local needs. Regular training of faculty through Curriculum Implementation Support Program (CISP), Revised basic course workshop (RBCW) is a part of institutional culture. It helps faculty stay abreast with recent advances in teaching and learning methods.



		State of Art Medical Education & Training Centre at HIMS helps in the conduct of these training programs Workshops organized to teach academic units on how to prepare Program and Course Outcomes
2.	Curriculum should be LOCF based to address current industry needs	Adoption of Learning Outcomes-based Curriculum Framework (LOCF) in B. Tech (CSE), BCA, MCA, MSc. Microbiology, Biotechnology, Biochemistry.
3.	More field exposure to help them becoming family physicians	Family adoption program with periodic health camps has been implemented. Students are actively involved in school health services. Regular visits are conducted in public health institutions
4.	Drug designing and bioinformatics should be included in syllabus	Topics on drug designing has been included in Pharmaceutical Biotechnology, Medical Biotechnology, Transcriptomics, proteomics & metabolomics (M.Sc. Biotechnology), also Bioinformatics lab has been constructed for enhancing UG/PG skill levels
5.	More AI And Python Classes conduct by experts. It will help to students' career in jobs and good placement opportunities.	Such courses are offered through Value added courses to enhance the skills of the students. Later these courses will be integrated in the Board of Studies.
6.	Well defined syllabus and evidence-based curriculum Teaching must be conducted with well-defined outcomes	Syllabus has been framed keeping in mind evidence-based curriculum, Program outcome and course outcome has been added in curriculum of post graduate programs (MD/MS)
7.	Competencies for PG should be more specific.	Competency based curriculum for Medical postgraduates has been implemented based on NMC guidelines
8.	More exposure for communication, ethics and imparting soft skills in teaching schedule	Personality development program has been introduced in UG programs of biosciences and engineering

Alumni

1.	More emphasis must be given to the job-oriented courses	Curriculum has been revised keeping in view employability and entrepreneurship opportunities for our Postgraduates (PGs) and Undergraduates (UGs). Courses were reviewed with inclusion of more industry-oriented courses, industry visits and tours. New Board of Studies has recommended more industry-oriented courses and PG Board of Studies puts more emphasis on industry. More industry visits are planned to be incorporated in curriculum like in India Glycol, Selaqui and Natural Herbs and formulations Pvt.Ltd , Bhagwanpur, Roorkee
2.	Number of Educational tours must be increased in management courses.	More importance is being given to Academic tie ups for frequent educational visits in industrial areas, Haridwar, Selaqui, Lal Tappar and in surroundings.



3.	More basic training should be added in curriculum such as CPR, practical etc.	Skill lab has been started for basic skill development of paramedical students.
4.	Activity based learning should be inculcated for better performance of students as well as exposure of students to different techniques.	Various health days are observed, and students are involved in various activities like role play, skit etc. to ignite the mind of students and for spreading awareness about common diseases like tuberculosis, diabetes, rheumatoid arthritis etc.

Professionals

1.	The curriculum must include a learning module on COVID 19 pandemic	Teaching of COVID 19 pandemic Module has been included in the nursing and MBBS curriculum to prepare the students for future pandemic rapid response and prevention and control of epidemics and outbreaks.
2.	Awareness program to be conducted during community posting to help the families residing in rural areas for prevention of diseases	UG and PG nursing students conducted awareness program on School health, Cancer, Anganwadi, Prevention of Tuberculosis, during their community posting. Community people vaccinated for Covid 19 by the nursing faculty.
3.	Exposure to basics of entrepreneurship through practical approach	Visits to industry, summer internship in industry like Patanjali, CA firms and project training in industry/ institute teaches entrepreneurship have been organized.
4.	In addition to the speciality teaching and learning, some time may be allotted for interior rural field visit with direct interaction with villagers. That will develop better empathy in delivering services in clinical setup.	District residency program, Family adoption program, postings in rural health centres, camps etc. are organised for UG/PG students of health departments.

Employer

1.	Modules for workplace sensitivity keeping in mind ethics and diversity in professional carrier.	Human values and professional ethics have been added to the curriculum in the management course curricula of management programs. More of similar activities to sensitize students are in process.
2.	Regular surveys for obtaining curriculum feedback so that it can be improvised	We are conducting feedbacks at regular intervals. from stakeholders like students and alumni. The feedback helps us make our curriculum better and need-based for all programs of the university
3.	More flexibility in curriculum. Inclusion of Job/industry-oriented subjects	CBCS pattern has been introduced in the paramedical programs. Electives have been introduced in UG and PG paramedical programs, nursing, yoga sciences.

